



Creating Ghent PDF Workgroup (GWG) Compliant Profiles with Jaws PDF Creator

This document describes help to import the Ghent PDF Workgroup (GWG) compliance configuration file into Jaws PDF Creator.

About GWG



GWG is an international assembly of industry associations tasked with developing, maintaining and promoting process specifications and best practices in the international graphic arts community. GWG publishes specifications that are based upon the PDF/X-1a and PDF/X-3:2002 standards to: *“create more reliable workflows between creators of digital page designs (designers, DTP- and prepress companies) and companies that process the pages to final paper products (prepress companies, digital- and other printers)”*^a.

Global Graphics is a member of GWG.

a. Source: “GWG White Paper: GWG Specifications in Practice.” June 6, 2005.

Importing the GWG configuration file

The following instructions describe the procedure for importing a GWG compliancy configuration file into PDF Creator 3.4 and later. The configuration file adds several new profiles to Creator; each prefixed with “GWG”, that will ensure PDF output is GWG compliant.

Instructions for Windows



- 1 In the Windows Start menu, select **Jaws Systems > Jaws ToPDF** to open the *PostScript to PDF Converter* dialog, shown in [Figure 1.1](#).

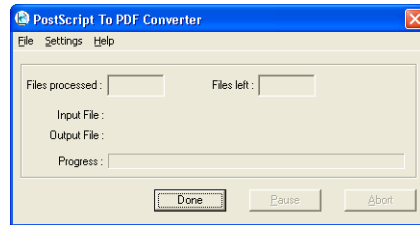


Figure 1.1 Jaws ToPDF dialog

- 2 In the *PostScript to PDF Converter* dialog, click **Settings > Configure > Edit Configurations** to open the *Jaws PDF Creator* dialog, shown in [Figure 1.2](#).

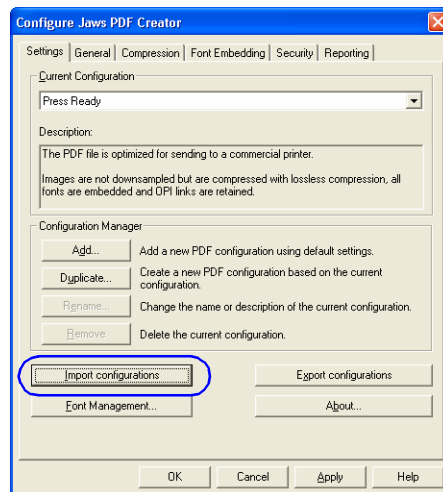


Figure 1.2 The Configure Jaws PDF Creator dialog

- 3 Click the **Import Configurations** button and select the supplied GWG_JawsPDFCreator_v2a.xml file to import configurations matching the Ghent PDF Work group v2 (2004) profiles, or GWG_JawsPDFCreator_v3.xml to import configurations matching the Ghent PDF Work group v3 (2005) profiles.
- 4 Select which profiles you wish to add by choosing **Yes**, or choose **No** if you do not wish to add a profile.
- 5 Click **OK** to close the open windows and click **Done** to finish.

Now, to produce PDF files that are GWG compliant, select one of the GWG profiles in Creator to use when generating PDF files, as shown in [Figure 1.3](#).

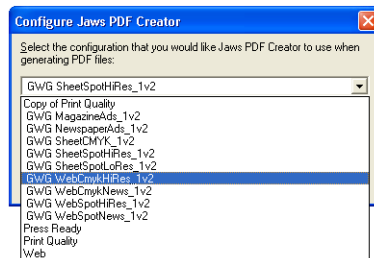
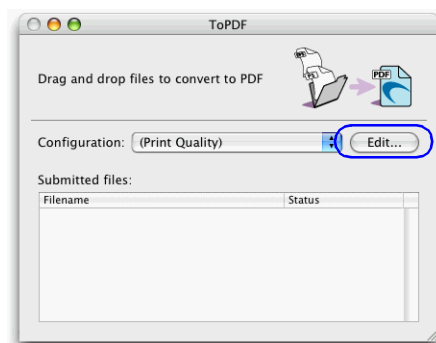


Figure 1.3 GWG configurations

Instructions for Macintosh

- 1 Open **ToPDF**, located in Applications/Jaws PDF Creator.



- 2 Click the **Edit** button (circled) to open the Configuration Editor dialog.
- 3 Choose **File > Import Configuration**.

- 4 Select the supplied `GWG_JawsPDFCreator_v2.xml` file to import configurations matching the Ghent PDF Work group v2 (2004) profiles, or `GWG_JawsPDFCreator_v3.xml` to import configurations matching the Ghent PDF Work group v3 (2005) profiles.
- 5 Select which profiles you wish to add by choosing **Yes**, or choose **No** if you do not wish to add a profile.
- 6 Click **OK** to close the open windows and click **Done** to finish.

Now, to produce PDF files that are GWG compliant, select one of the GWG profiles in Creator to use when generating PDF files.

Plugins

Table I.1 lists the plugins which are available to adjust or enhance the functionality of Jaws PDF Creator in a variety of ways. Except as described below, all of these plugins must be installed to create GWG approved profiles.

Table I.1 *Plugins for producing Ghent PDF Working Group approved profiles*

Plugin name	Plugin description
CorelTrim.jcp	Record the TrimBox of pages created in CorelDraw.
MissingFontAbort.jcp	Prevent the creation of a PDF file in which some fonts cannot be embedded.
NoType3Outlines.jcp	Do not retain Type 3 fonts as fonts in the PDF created.
RetainXPressBlends.jcp	Do not convert QuarkXPress graduated fills into images, but use an increased number of vector objects for greater smoothness.
SearchableWinNT.jcp	Ensure that PDF files created on Windows NT platforms can be searched.
TrappingOn.jcp or TrappingOff.jcp	Mark the PDF file as being trapped, or untrapped. One, and only one, of TrappingOn.jcp and TrappingOff.jcp should be installed. You should select the correct one depending on whether you require the recipient to trap the files: use TrappingOn.jcp if the files have been trapped already, or do not require trapping; use TrappingOff.jcp if the recipient should trap them.
XPressTrim.jcp	Record the TrimBox and BleedBox of pages created in QuarkXPress.

The plugins listed in Table 1.1 are supplied in a standard distribution of Jaws PDF Creator v3.6 and later. For registered users of version 3.4 and 3.5 they may be downloaded from <http://www.jawspdf.com/buy/jupgrreg.nsf/pluginslogin>^b.

For details on installing and using the plugins, refer to the documentation supplied with the plugins. For more detail on the Ghent-approved plugin set, see `PluginsForPrepress.pdf` in the plugin set, as downloaded, or in the `Plugins (inactive)` folder in the v3.6 and later distribution.

b. These plugins are *not* compatible with versions of Jaws PDF Creator earlier than 3.4.

PDF/X

Jaws PDF Creator v3.61 is supplied with a number of plugins and ICC color profiles that enable it to generate PDF/X-1a and PDF/X-3 files directly^c. It is recommended that these plugins are used when generating GWG-compliant PDF files.

To activate PDF/X-1a creation, copy the file `-PDFX_1a_2001.jcp` from the `Plugins (inactive)` directory into the `Default` folder. Alternatively, to activate PDF/X-3 creation, copy the file `PDFX_3_2002.jcp` from the `Plugins (inactive)` directory into the `Default` folder. Both folders can be found in the Jaws PDF Creator installation folder, whose default installation location is as follows:

Windows: `C:\Program Files\JawsSystems.`

Macintosh: `Applications/Jaws PDF Creator` on your primary disk.

Each PDF/X file must also be labelled to show what printing conditions it has been prepared for. To do this, refer to Table 1.2 and copy the appropriate file from the `Plugins (inactive)` directory into the `Default` folder.

Table 1.2 Ghent profiles and matching Jaws PDF Creator configuration files

Ghent profile	Printing in Europe	Printing in North America
GWG MagazineAds_I	-PDFX-CMYK-ISO-T3-LWC.jcp	-PDFX-CMYK-SWOP-Publication.jcp
GWG NewspaperAds_I, GWG WebCmykNews_I	-PDFX-CMYK-IFRA-newsp-nonUS.jcp	-PDFX-CMYK-IFRA-newsp-US.jcp
GWG SheetCMYK_I, GWG SheetSpotHiRes_I, GWG SheetSpotLoRes_I	Dependent on paper stock: Types 1 & 2 (coated): -PDFX-CMYK-ISO-T1&2.jcp Type 3 (LWC): -PDFX-CMYK-ISO-T3-LWC.jcp Type 4 (uncoated): -PDFX-CMYK-ISO-T4-UCWhite.jcp	Dependent on paper stock: Grades 1 and 2 (premium coated): -PDFX-CMYK-ISO-T1&2.jcp Grade 5: -PDFX-CMYK-SWOP-Publication.jcp Uncoated: -PDFX-CMYK-ISO-T4-UCWhite.jcp
GWG WebCmykHiRes_I, GWG WebSpotHiRes_I, GWG WebSpotNews_I	Dependent on paper stock: Type 1 & 2 (coated): -PDFX-CMYK-ISO-T3-LWC.jcp Type 4 (uncoated, white): -PDFX-CMYK-ISO-T4-UCWhite.jcp Type 5 (uncoated, yellowish): -PDFX-CMYK-ISO-T5-UCYellow.jcp	Dependent on paper stock: Grade 5: -PDFX-CMYK-SWOP-Publication.jcp Uncoated (white): -PDFX-CMYK-ISO-T4-UCWhite.jcp Uncoated (yellowish): -PDFX-CMYK-ISO-T5-UCYellow.jcp

c. Note that PDF/X creation options should *not* be used with versions of Jaws PDF Creator earlier than 3.61.

CAUTIONS

- Do *not* rename any of the plugins supplied for use with Jaws PDF Creator, as this may prevent the plugins from working correctly or cause PostScript language errors which prevent the PDF files being created.
- Do *not* install both `-PDFX_1a_2001.jcp` and `-PDFX_3_2002.jcp` in the `Default` folder.
- Do *not* install more than one plugin with a name starting `-PDFX-CMYK-`.

See the file `PDFX.pdf` supplied in the `Plugins (inactive)` directory within your Jaws PDF Creator installation for more detail on installation and use of the PDF/X plugins.

COPYRIGHT AND TRADEMARKS

Creation of PDF Files Compliant to Ghent PDF Workgroup Profiles with Jaws PDF Creator

Document Issue: I06

September 2005

Part Number: JAWS-Creator-GWG

Copyright © 2005 GLOBAL GRAPHICS SOFTWARE LIMITED

All Rights Reserved. No part of this publication may be reproduced, stored in a retrieval system, or transmitted, in any form or by any means, electronic, mechanical, photocopying, recording, or otherwise, without the prior written permission of Global Graphics Software Limited.

The information in this publication is provided for information only and is subject to change without notice. Global Graphics Software Limited and its affiliates assume no responsibility or liability for any loss or damage that may arise from the use of any information in this publication. The software described in this book is furnished under License and may only be used or copied in accordance with the terms of that License.

Adobe, Adobe Photoshop, Adobe Type Manager, InDesign, Acrobat, Display PostScript and PostScript are registered trademarks and Distiller and PostScript 3 are trademarks of Adobe Systems Incorporated.

Jaws, Jaws PDF Creator, Jaws PDF Courier, Jaws PDF Server, and Jaws PDF Editor are all trademarks of Global Graphics Software Limited and may be registered in certain jurisdictions.

The ISO newsprint profile(s) included with this version of Jaws PDF Creator are shipped with the kind permission of Ifra (the international newspaper association, based in Darmstadt, near Frankfurt, Germany), and of GretagMacbeth (the creators of the ProfileMaker software used to create them).

The FOGRA supplied profiles are shipped with the kind permission of FOGRA.

For more information on Ifra please visit www.ifra.com.

For more information on GretagMacbeth please visit www.gretagmacbeth.com.

For more information on ProfileMaker please visit www.gretagmacbeth.com/profilemaker5.

For more information on the Ghent PDF Workgroup please visit www.ghentpdfworkgroup.org.

Other brand or product names are the registered trademarks or trademarks of their respective holders.

US Government Use

Jaws software is a computer software program developed at private expense and is subject to the following Restricted Rights Legend: "Use, duplication, or disclosure by the United States Government is subject to restrictions as set forth in (i) FAR 52.227-14 Alt III or (ii) FAR 52.227-19, as applicable. Use by agencies of the Department of Defense (DOD) is subject to Global Graphics Software's customary commercial license as contained in the accompanying license agreement, in accordance with DFAR 227.7202-1(a). For purposes of the FAR, the Software shall be deemed to be 'unpublished' and licensed with disclosure prohibitions, rights reserved under the copyright laws of the United States. Global Graphics Software Incorporated, 5875 Trinity Parkway, Suite 110, Centreville, VA 20120."

Europe:

Global Graphics Software Limited
Barrington Hall
Barrington
Cambridge, CB2 5RG
UK

telephone +44 1223 873 800
fax +44 1223 873 873

United States:

Global Graphics Software, Inc.
5875 Trinity Parkway
Suite 110
Centreville, VA 20120
USA

telephone +1 703 266 9588
fax +1 703 266 9582

Web: www.jawspdf.com

E-mail: sales@jawspdf.com