

# JAWS pdf editor™

powered by Ansys Technology

**Jaws PDF Editor** enables you to view, edit, save and print PDF files on computers using Windows® NT®, 2000 or XP. With Jaws PDF Editor, you can significantly accelerate your review cycles using powerful commenting tools, while protecting the integrity of your source document. Jaws PDF Editor also allows you to easily insert, extract, delete from multiple PDF files to produce one PDF file. Also rotate and re-order your pages.

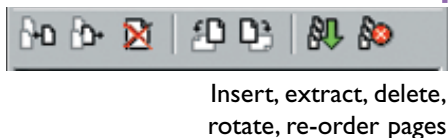
Research by Global Graphics, across a number of our existing Jaws

PDF Creator™ users, highlighted the need for an entry level application that enables a broad spectrum of PDF users to 'mark up' and 'change page' characteristics. Jaws PDF Editor is aimed at the corporate marketplace or single user, where the most common functions in PDF editing are required.

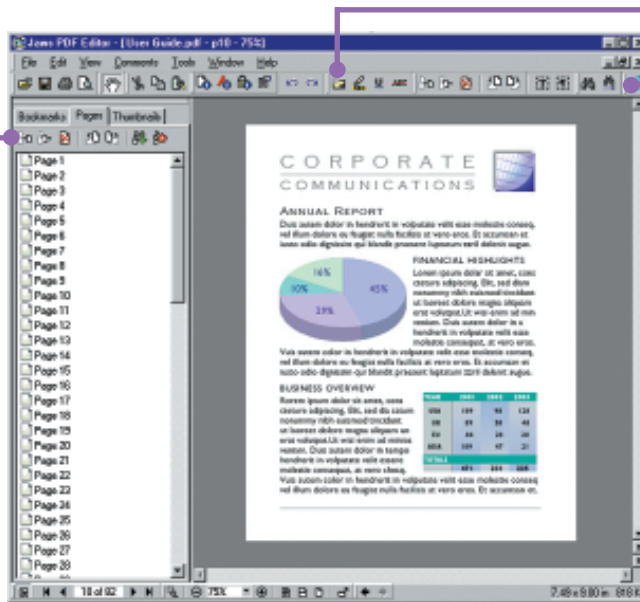
Jaws PDF Editor provides a cost effective, reliable and easy to use tool and is available as a companion add-on to Jaws PDF Creator. Jaws PDF Editor is also available as a standalone product.

## Jaws PDF Editor

Easy PDF editing for global document exchange



Insert, extract, delete, rotate, re-order pages



Add comments, highlight, strikeout & underline text



Find, select, copy & paste text

### View and print PDF files

Open, navigate and print any PDF file using Jaws PDF Editor. Navigation options include, thumbnails, pages, bookmarks or hyperlinks.

### Annotate with comments

Jaws PDF Editor includes the ability to create, add and save comments directly in the PDF file. Add "sticky note" comments or highlight, strikeout and underline text. All comment types have a pop-up comment window into which you can type additional information.

### Manipulate PDF files

Jaws PDF Editor allows you to manipulate PDF pages and documents by rotating, deleting, inserting, extracting and re-ordering pages and then saving the changes to the file.

### Familiar and customizable interface


Jaws PDF Editor was designed with Microsoft® Office users in mind reducing the learning curve for using this application. Many features function similar to those in Microsoft Office applications and standard Windows keyboard shortcuts are used. There are several ways to customize the user interface such as docking the Navigation pane on the left or right of your screen, allow it to float, rearrange toolbars and turn toolbars or individual buttons off or on.

### The right tool for the job

Jaws PDF Editor was designed for use in a typical office workflow where people are responsible for compiling, reviewing and distributing critical information. You don't have to wade through features you don't need.

## PEDIGREE IN pdf

*Global Graphics' Jaws® development team have been leading technology innovators in the PostScript® field since the Jaws interpreter was first released in 1991, and they've been developing PDF creation tools since the format inception in 1994. Global Graphics is committed to bringing new and exciting PDF solutions to meet and exceed a continually changing market.*



## TECHNICAL SPECIFICATIONS

### View PDF Documents

Page views  
Adjust magnification  
Full screen mode

### Navigate PDF Documents

Navigate between screens  
Navigate between pages  
Navigate between documents  
Bookmarks  
Thumbnails  
Page list  
Use links to navigate  
View history  
Change comment properties

### Text

Text select  
Copy/cut/paste text  
Find text

### Comments

Add comment  
Highlight  
Strikeout  
Underline  
Edit comment text

### Print PDF Documents

Print setup  
Print preview  
Print

### Document Manipulation

Rotate pages  
Delete pages  
Insert pages  
Move pages  
Extract pages  
Reorder pages

### General

Multiple undo and redo  
Customizable work area  
General options  
Startup options  
Comment options

### Info

Document info  
Font info  
Security info

## Recommended System Configuration

**Operating System:** Windows® NT® 4.0 SP6a,  
Windows 2000 and Windows XP.  
**CPU Processor:** Pentium 50 MHz (minimum),

333 MHz or above (recommended).  
**RAM:** Windows NT 4.0 - 32MB, Windows  
2000/XP - 64MB (minimum)

Windows NT 4.0 - 64MB, Windows 2000/XP -  
128MB (recommended)  
**Hard drive space:** 16 MB of free space